



UNIVERSIDAD AUTÓNOMA  
DE AGUASCALIENTES

# P R O M E P

**43° INFORME FINANCIERO PARCIAL Y ACUMULADO**

**JULIO 2016**



UNIVERSIDAD AUTONOMA DE AGUASCALIENTES

22 de julio de 2016

Oficio No. CAP-RECTORIA 67/16

DR. SALVADOR MALO ÁLVAREZ
DIRECTOR GENERAL DE EDUCACIÓN SUPERIOR UNIVERSITARIA
SUBSECRETARIA DE EDUCACIÓN SUPERIOR. SEP
P R E S E N T E.

S. E. P.
SUBSECRETARIA DE EDUCACIÓN SUPERIOR
RECEBIDO
29 JUL 2016
DIR. GENERAL DE EDUCACIÓN SUPERIOR UNIVERSITARIA
DIRECCIÓN DE SUBSIDIOS A UNIVERSIDADES
SUBDIRECCIÓN DE GESTIÓN Y SEGUIMIENTO PRESUPUESTAL

Estimado Doctor:

Anexo al presente hago entrega del 43º informe financiero de avance general del ejercicio de los Convenios PRODEP (PROMEPE).

Dicha información comprende:

- Informe parcial y acumulado
- Cédulas de comprobación de gasto
- Copias de comprobantes de gasto por convenio

Para cualquier duda o aclaración al respecto, estoy a sus órdenes.

Agradezco su atención y sin más por el momento le envío un cordial saludo.

ATENTAMENTE
"SE LUMEN PROFERRE"

S. E. P.
SUBSECRETARIA DE EDUCACIÓN SUPERIOR
RECEBIDO
29 JUL 2016
DIRECCIÓN GENERAL DE EDUCACIÓN SUPERIOR UNIVERSITARIA
DIRECCIÓN DE SUPERACIÓN ACADÉMICA

S. E. P.
SUBSECRETARIA DE EDUCACIÓN SUPERIOR
RECEBIDO
29 JUL. 2016
DIRECCIÓN GENERAL DE EDUCACIÓN SUPERIOR UNIVERSITARIA
DIRECCIÓN DE SUBSIDIO A UNIVERSIDADES

M. EN A. MARIO ANDRADE CERVANTES
RECTOR

DRA. GUADALUPE RUIZ CUÉLLAR
DIRECTORA GENERAL DE INVESTIGACIÓN Y POSGRADO
REPRESENTANTE INSTITUCIONAL PROMEP


S. E. P. 10:37
SUBSECRETARIA DE EDUCACIÓN SUPERIOR
RECEBIDO
29 JUL. 2016
DIRECCIÓN GENERAL DE EDUCACIÓN SUPERIOR UNIVERSITARIA

3 Anexo

- c.c.p. M. en C. Guillermina Urbano Vidales.- Directora de Superación Académica - PROMEP.SEP
c.c.p. C.P. José F. Varela del Rivero - Director de Subsidio a Universidades. SEP
c.c.p. Lic. Jaime Chapa Benitez.- Subdirector de Gestión y Seguimiento Presupuestal. SEP
c.c.p. Archivo

UNIVERSIDAD AUTÓNOMA DE AGUASCALIENTES  
PROGRAMA DE MEJORA AL PROFESORADO  
Informe Financiero Parcial No. 43  
18 de Julio de 2016.

Rubros	Beca de fomento a la permanencia	Reconocimiento a la Trayectoria Académica	Fomento a la generación y aplicación del conocimiento	Servicios	Materiales	Bienes muebles	Acervo bibliográfico	Manutención	Cuota compensatoria	Inscripción	Colegiatura	Seguro médico	Instalación	Transporte y viáticos	Material didáctico	Graduación o titulación	TOTAL
Anexos																	
Of. No. 103.5/12/2075				454.00													454.00
Of. No. 103.5/12/4558					548.00												548.00
Of. No. 103.5/13/5607									33,480.32		6,000.00				1,612.50		41,092.82
Of. No. 103.5/13/5971						1,980.12											1,980.12
Of. No. 103.5/13/7079					752.30	2,352.70											3,105.00
Of. No. 103.5/14/7104						26,187.00											26,187.00
Of. No. 103.5/14/7421						11,814.25											11,814.25
Of. No. 103.5/14/10421	11,000.00		4,093.48														15,093.48
Of. No. 103.5/14/11294				5,437.50	119,508.85												124,946.35
Of. No. 103.5/15/3006			10,000.00			12,749.15											22,749.15
Of. No. 103.5/15/3096	51,000.00		10,233.75														61,233.75
Of. No. 103.5/15/6946	178,000.00			3,500.00			1,284.47										182,784.47
Of. No. 103.5/15/6954	208,396.75		26,117.00	2,030.00	6,596.00												243,139.75
Of. No. 103.5/15/7648				2,443.00				80,416.98			31,846.40						114,706.38
Of. No. 103.5/15/9188						25,286.84	1,910.26										27,197.10



UNIVERSIDAD AUTÓNOMA DE AGUASCALIENTES  
PROGRAMA DE MEJORA AL PROFESORADO  
Informe Financiero Parcial No. 43  
18 de Julio de 2016.


Rubros	Beca de fomento a la permanencia	Reconocimiento a la Trayectoria Académica	Fomento a la generación y aplicación del conocimiento	Servicios	Materiales	Bienes muebles	Acervo bibliográfico	Manutención	Cuota compensatoria	Inscripción	Colegiatura	Seguro médico	Instalación	Transporte y viáticos	Material didáctico	Graduación o titulación	TOTAL	
Anexos																		
Of. No. 103.5/15/10489	116,000.00		12,793.50															128,793.50
Of. No. 103.5/15/11024						7,261.66												7,261.66
Of. No. 103.5/15/12142				9,812.60														9,812.60
<b>TOTAL POR RUBRO</b>	<b>564,396.75</b>	<b>0.00</b>	<b>63,237.73</b>	<b>23,677.10</b>	<b>127,405.15</b>	<b>87,631.72</b>	<b>3,194.73</b>	<b>80,416.98</b>	<b>33,480.32</b>	<b>0.00</b>	<b>37,846.40</b>	<b>0.00</b>	<b>0.00</b>	<b>0.00</b>	<b>1,612.50</b>	<b>0.00</b>	<b>1,022,899.38</b>	

  
DRA. GUADALUPE RUIZ CUÉLLAR  
RESPONSABLE INSTITUCIONAL DEL PRODEP

  
M. EN ADMON. MARIO ANDRADE CERVANTES  
RECTOR

UNIVERSIDAD AUTÓNOMA DE AGUASCALIENTES  
PROGRAMA DE MEJORA AL PROFESORADO  
Informe Financiero Acumulado No. 43  
18 de Julio de 2016.

Rubros	Beca de fomento a la permanencia	Reconocimiento a la calidad en el trabajo	Apoyo mensual complementario	Reconocimiento a la trayectoria académica	Fomento a la generación y aplicación del conocimiento	Servicios	Materiales	Bienes muebles	Acervo bibliográfico	Manutención	Cuota compensatoria	Inscripción	Colegiatura	Seguro médico	Instalación	Transporte y viáticos	Material didáctico	Graduación o titulación	TOTAL	
97-01						20,553.41	15,654.53	228,674.99	5,112.56											269,995.49
97-02						5,286.07	22,965.96	327,973.91	2,430.66											358,656.60
97-03						18,076.38	839,446.02	1,121,618.96												1,979,141.36
97-04						1,175.13		1,424,273.32	314,313.39											1,739,761.84
97-06						93.00	182.16	302,309.55	57,407.00											359,991.71
98-01-01										6,840.00						6,973.88				13,813.88
98-03						118.20	314.18	264,670.25	371,486.83											636,589.46
98-02-01										1,750,750.67		29,845.12	372,624.00		16,000.00	248,027.69	117,533.62	16,500.00		2,551,281.10
99-01-01										900,882.46				9,997.35	18,955.84	26,377.60	26,909.21			985,122.46
99-06-01										495,448.00		9,725.00			7,231.69	109,695.48	20,000.00			642,100.17
99-02-01										162,624.00						75,260.41	29,208.68			267,093.09
99-03-01										180,000.00						100,953.00	317.69			281,270.69
99-04-01										376,829.00	16,123.50	11,056.50	31,522.50		8,000.00	34,110.74	20,850.40			498,492.64
99-06-01										670,016.77		12,006.00	584,438.53	24,060.00	18,041.05	30,747.16	19,161.25			1,358,470.76
99-07-01										340,365.00		20,979.00	34,312.50		8,192.21	64,245.89	19,762.26			487,856.86
2000-01-01										1,022,833.61	165,024.00		435,514.25	49,696.20	19,780.00	24,556.39	9,445.10			1,726,849.55
2000-02						4,955.95	45,027.70	1,861,225.71	62,277.29											1,973,486.65
2000-03-01												1,117.40				101,350.01	8,333.59			110,801.00
2000-04						825.12		59,163.88												59,989.00
2000-05-01										389,136.00		4,209.29	2,368.82			121,634.00	29,452.76			546,800.87
2000-06-01										203,280.00		1,163.06	1,712.40			97,153.41	9,848.85			313,157.72
2000-07-01											207,600.00		149,500.00			12,232.24	34,302.47	3,160.00		406,794.71
2000-08-01										16,254.00	13,542.00					42,500.93	19,992.37			92,289.30
2001-01-01											13,542.00					8,000.00	10,000.00	1,306.00		32,848.00
2001-02-01										26,160.00			32,305.00			9,739.02	2,613.54			70,817.56
2001-03							893.18	454,131.82	27,031.03											482,056.03
2001-04-01										633,993.50	145,074.13		581,030.37	60,813.11		20,025.06	9,786.81	10,003.70		1,460,726.68
2001-05						619,226.76														619,226.76
2001-06-01										107,198.83	5,461.20		92,524.50			13,041.81	8,403.91			226,630.25
2001-07-01											48,000.00					4,607.09				52,607.09
2001-08								9,468.90												9,468.90
2002-01							4,143.43	172,224.57	406.00											176,774.00
PTC-01-01	303,000.00		45,000.00			23,367.64	246,529.05	123,396.72												741,293.41
PTC-01-02	192,000.00							52,932.46	5,764.47											250,696.93
PTC-02-01	144,000.00		60,000.00		13,909.50	40,731.77	54,586.10	40,622.43	6,855.65											360,705.45
PTC-02-02	96,800.00						2,369.43	26,351.32												125,520.75





UNIVERSIDAD AUTÓNOMA DE AGUASCALIENTES  
PROGRAMA DE MEJORA AL PROFESORADO

Informe Financiero Acumulado No. 43  
18 de Julio de 2016.

Rubros	Beca de fomento a la permanencia	Reconocimiento a la calidad en el trabajo	Apoyo mensual complementario	Reconocimiento a la trayectoria académica	Fomento a la generación y aplicación del conocimiento	Servicios	Materiales	Bienes muebles	Acervo bibliográfico	Manutención	Cuota compensatoria	Inscripción	Colegiatura	Seguro médico	Instalación	Transporte y viáticos	Material didáctico	Graduación o titulación	TOTAL
PTC-03-01	288,000.00		60,000.00				4,967.15	77,701.88	1,958.00										432,627.03
PTC-03-02	96,000.00						606.11	29,324.79											125,930.90
EXB-01-01					77,777.48	34,914.37	4,558.15	61,960.85	364.86										179,575.71
Of. No. 103.5/02/1406								29,382.50											29,382.50
Of. No. 103.5/02/1428	1,675,102.67		60,000.00		180,370.21	151,165.86	183,777.29	424,825.85	12,622.50										2,687,864.18
Of. No. 103.5/02/1466							782.00	154,281.41											155,063.41
Of. No. 103.5/02/1497										49,050.00	20,952.00		18,967.50						88,969.50
Of. No. 103.5/02/1498										785,029.20	257,825.79		724,821.16	17,199.69		21,683.01	11,993.63		1,818,552.48
Of. No. 103.5/02/2037										610,344.00	248,155.92	23,385.00	26,360.00			21,610.00	19,364.83	5,390.00	954,609.75
Of. No. 103.5/02/2038										1,708,096.10	404,221.34	18,481.74	196,500.62	52,992.20		54,287.99	24,080.76	1,199.39	2,459,860.14
Of. No. 103.5/02/2108								69,920.22	10,000.00										79,920.22
Of. No. 103.5/02/2282	222,000.00				40,512.93	17,985.16	4,404.27	137,032.62	3,909.00										425,843.98
Of. No. 103.5/02/2283	444,000.00				28,224.00	20,135.70	7,729.00	66,237.20											566,325.90
Of. No. 103.5/03/248						551,381.10	118,627.51	22,948.22	180.00										693,136.83
Of. No. 103.5/03/1040										196,750.00	56,532.40		141,380.01	7,875.79		63,962.01	10,753.56		477,253.77
Of. No. 103.5/03/1041										531,164.00	346,456.00	50,000.00	174,996.00			14,961.00	20,000.00	40,000.00	1,177,577.00
Of. No. 103.5/03/1099	322,000.00				32,000.00	73,676.28	35,568.61	136,529.68	60,198.00										659,972.57
Of. No. 103.5/03/1376							1,698.80	124,397.77											126,096.57
Of. No. 103.5/03/1476	96,000.00						332.81	29,606.38											125,939.19
Of. No. 103.5/03/0601						1,805,094.60													1,805,094.60
Of. No. 103.5/03/2516	245,000.00	45,000.00			32,787.00	213,901.53	53,786.67	220,772.84	19,338.45										830,586.49
Of. No. 103.5/03/2517	660,000.00				65,574.00	118,541.22	146,483.51	553,518.81	12,054.37										1,556,171.91
Of. No. 103.5/03/2660						7,425.00	5,697.94	226,644.52	3,083.54										242,851.00
Of. No. 103.5/04/183											232,050.00		1,440,072.00			107,885.29	51,234.61	27,668.00	1,858,909.90
Of. No. 103.5/04/1097										901,175.00	189,211.84	1,551.09	22,141.17	45,418.24		32,912.00	14,960.00		1,207,369.34
Of. No. 103.5/04/1314	539,836.00				22,205.00	77,965.25	78,049.85	373,744.51	23,311.45										1,115,112.06
Of. No. 103.5/04/1315	260,000.00	30,000.00			34,040.50	57,000.78	30,887.95	106,937.58	5,335.49										524,202.30
Of. No. 103.5/04/1496							10,765.57	157,336.37											168,101.94
Of. No. 103.5/04/1662	96,000.00						299.00	29,214.00											125,513.00
Of. No. 103.5/04/1741										261,600.00	105,600.00	6,545.00	88,400.00			7,708.00	19,314.81		489,167.81
Of. No. 103.5/04/2522							4,730.00	94,762.11											99,492.11
Of. No. 103.5/04/2598	192,000.00						3,511.50	56,480.50											251,992.00
Of. No. 103.5/04/2600											197,033.00	24,000.00	60,000.00			135,136.68	22,009.95	54,622.00	492,801.63
Of. No. 103.5/04/2846						151,880.50	122,976.64	10,760.90											285,618.04
Of. No. 103.5/04/2898	96,000.00						2,104.50	27,091.53											125,196.03
Of. No. 103.5/05/359	144,000.00			132,000.00	34,603.00	119,865.84	31,408.83	75,965.81	21,105.96										558,969.44



**UNIVERSIDAD AUTÓNOMA DE AGUASCALIENTES  
PROGRAMA DE MEJORA AL PROFESORADO**

**Informe Financiero Acumulado No. 43  
18 de Julio de 2016.**

Rubros	Beca de fomento a la permanencia	Reconocimiento a la calidad en el trabajo	Apoyo mensual complementario	Reconocimiento a la trayectoria académica	Fomento a la generación y aplicación del conocimiento	Servicios	Materiales	Bienes muebles	Acervo bibliográfico	Manutención	Cuota compensatoria	Inscripción	Colegiatura	Seguro médico	Instalación	Transporte y viáticos	Material didáctico	Graduación o titulación	TOTAL	
Of. No. 103.5/05/684	132,000.00							17,260.06												149,260.06
Of. No. 103.5/05/1014						12,853.61														12,853.61
Of. No. 103.5/05/1471											102,000.00					4,991.00	10,036.84	2,300.00		119,327.84
Of. No. 103.5/05/1472										754,153.50	139,797.44	11,244.89	10,958.81	34,503.92		28,679.22	13,368.22	4,022.05		996,728.05
Of. No. 103.5/05/1674								26,434.00	1,089.90											27,523.90
Of. No. 103.5/05/1693	1,222,000.00				66,851.60	294,746.09	106,960.75	622,492.59	927.99											2,313,979.02
Of. No. 103.5/05/1824							12,168.43	243,648.58	4,357.28											260,174.29
Of. No. 103.5/06/429						94,093.78	24,015.92	64,451.51												182,561.21
Of. No. 103.5/06/1146						80,056.16														80,056.16
Of. No. 103.5/06/1693									3,699.81											3,699.81
Of. No. 103.5/06/1893										776,791.80	257,209.58	43,761.25	37,875.00	37,354.30		30,798.78	13,362.47	5,887.89		1,203,041.07
Of. No. 103.5/06/1972											231,000.00					29,909.34	65,674.25			326,583.59
Of. No. 103.5/06/2644											871,620.00	76,000.00	251,956.00			300,308.23	39,230.84	300.00		1,539,415.07
Of. No. 103.5/06/2729						88,365.14	10,717.40	3,933.56												103,016.10
Of. No. 103.5/07/1654						4,485.00	10,913.66	280,865.82												296,264.48
Of. No. 103.5/07/1869											301,178.40					14,994.78	29,959.42			346,132.60
Of. No. 103.5/07/1905							2,213.36	293,305.25												295,518.61
Of. No. 103.5/07/2087										856,412.41	254,621.00	126,678.90		33,427.55		34,476.66	11,488.29			1,317,104.81
Of. No. 103.5/07/2090										621,067.49	166,931.01	217,839.55	298,099.90	30,607.80		37,542.80	10,016.00	60,370.50		1,442,474.65
Of. No. 103.5/07/2408	991,000.00			201,346.10	55,975.97	202,648.89	228,303.78	741,006.27	531.00											2,420,812.01
Of. No. 103.5/07/2662	688,000.00			52,000.00	129,807.00	322,562.43	222,213.19	753,749.63	1,486.31											2,169,818.56
Of. No. 103.5/07/2829	158,000.00			37,633.00	67,614.92	114,232.22	248,131.17	110.00												625,721.31
Of. No. 103.5/07/3027	2,436,000.00				20,615.25	580,362.64	97,971.81													3,134,949.70
Of. No. 103.5/08/1265	260,000.00				165,740.50	129,053.41	179,412.82	479,124.69	6,126.95											1,219,458.37
Of. No. 103.5/08/3107						850.00	3,625.80	288,534.42												293,010.22
Of. No. 103.5/08/3121	1,038,000.00				49,588.25	81,902.23	115,816.86	409,486.51												1,694,793.85
Of. No. 103.5/08/3122	108,000.00				40,185.19	43,238.40	20,693.77	70,367.75	6,686.75											289,151.86
Of. No. 103.5/08/3396											262,413.00	9,853.50	7,554.20			48,040.02	28,471.82	15,456.00		371,788.54
Of. No. 103.5/08/4877							2,722.86	6,897.00												9,619.86
Of. No. 103.5/08/4878								51,347.40												51,347.40
Of. No. 103.5/09/1251					7,458.31		27,766.23													35,224.54
Of. No. 103.5/09/1252	40,000.00		4,500.00		261,808.94	991,881.52	330,334.33	283,416.04	22,205.44											1,934,146.27
Of. No. 103.5/09/3669							61,747.01	152,815.33												214,562.34
Of. No. 103.5/09/3923	160,000.00				38,897.00	118,316.55	34,650.44	171,174.82												523,038.81
Of. No. 103.5/09/4045	742,405.58				96,883.90	308,439.49	113,335.93	612,321.97	2,000.00											1,875,386.87
Of. No. 103.5/09/4412						15,170.21					264,549.36	18,670.00	363,954.30	14,736.00		261,305.65	17,368.91			955,751.43



**UNIVERSIDAD AUTÓNOMA DE AGUASCALIENTES**  
**PROGRAMA DE MEJORA AL PROFESORADO**  
**Informe Financiero Acumulado No. 43**  
**18 de Julio de 2016.**


Rubros	Beca de fomento a la permanencia	Reconocimiento a la calidad en el trabajo	Apoyo mensual complementario	Reconocimiento a la trayectoria académica	Fomento a la generación y aplicación del conocimiento	Servicios	Materiales	Bienes muebles	Acervo bibliográfico	Manutención	Cuota compensatoria	Inscripción	Colegiatura	Seguro médico	Instalación	Transporte y viáticos	Material didáctico	Graduación o titulación	TOTAL
Of. No. 103.5/09/5072						142,388.97						38,928.31				61,024.31			242,341.59
Of. No. 103.5/10/4550								151,726.95	10,000.00										161,726.95
Of. No. 103.5/10/4992	709,000.00	80,000.00	15,729.75		77,918.99	96,122.05	84,312.11	822,352.21	29,638.14										1,915,073.25
Of. No. 103.5/10/5001	233,000.00	35,000.00	8,738.75		33,207.25	85,968.94	203,253.38	248,375.40											847,543.72
Of. No. 103.5/10/5873									360.00	580,628.27	470,674.19	73,980.00	425,016.55			14,985.92	27,381.04	8,172.24	1,601,198.21
Of. No. 103.5/10/5874									2,149.97	705,055.31	63,562.82		422,838.73	30,000.00		13,387.00	9,754.63		1,246,748.46
Of. No. 103.5/10/5875						97,813.01				890,158.13	298,270.73	6,120.54	28,514.90	37,428.16		273,507.03	26,869.85		1,658,682.35
Of. No. 103.5/10/7732	96,000.00		5,243.25		40,975.00	96,265.45	23,416.45	94,160.63	1,149.00										357,209.78
Of. No. 103.5/10/7733	152,738.75	12,000.00			33,207.25	108,583.76	36,655.25	78,047.67	3,183.20										424,415.88
Of. No. 103.5/11/899	72,000.00				21,834.00	49,584.04		68,072.53	50,000.50										261,491.07
Of. No. 103.5/11/1018						91,722.79	7,996.13												99,718.92
Of. No. 103.5/11/1020						25,180.38	5,100.70												30,281.08
Of. No. 103.5/11/3444						46,000.00													46,000.00
Of. No. 103.5/11/3817								279,104.56											279,104.56
Of. No. 103.5/11/3837	269,813.92			30,000.00	21,864.00	31,341.88	8,840.40	329,428.62									44,625.00		735,913.82
Of. No. 103.5/11/3838				50,000.00	31,834.00	8,101.02	24,983.53	119,517.77	4,404.96										238,841.28
Of. No. 103.5/11/5526							37,312.26		7,264.51	343,197.28	67,226.96	81,886.50	86,170.00			5,000.00	2,626.20		630,683.71
Of. No. 103.5/11/5527						1,323.17			1,353.44	1,042,514.00			\$683,299.93			25,951.11	3,290.75		1,757,732.40
Of. No. 103.5/11/5543						123,318.70			3,504.33		168,312.00	6,930.92	13,800.24			190,134.45	12,799.34	23,969.32	542,769.30
Of. No. 103.5/11/5540					36,462.24														36,462.24
Of. No. 103.5/11/6719	72,000.00				21,834.00	19,678.17	6,277.75	71,878.47	8,052.40										199,720.79
Of. No. 103.5/11/6737	77,885.00				16,375.50	18,884.00	7,566.49	60,300.33											181,011.32
Of. No. 103.5/11/6813					70,771.66	152,611.52	28,081.93	36,164.36	6,266.14										293,895.61
Of. No. 103.5/12/2076					59,831.29	513,068.85	23,024.05	357,581.40	15,511.50								1,359.00		970,376.09
Of. No. 103.5/12/3780	583,517.20				64,408.96	122,812.14	30,753.44	625,002.92	25,956.68										1,452,451.34
Of. No. 103.5/12/3781	264,000.00				41,708.26	20,213.39	12,264.26	91,250.31	12,136.21										441,572.43
Of. No. 103.5/12/4273						3,337.00	386,393.69												389,730.69
Of. No. 103.5/12/4455						1,667.00			7,960.00	198,774.65			44,884.80				1,960.00		255,246.45
Of. No. 103.5/12/4456						10,528.00			1,021.22	841,072.17		110,172.00	525,628.39	18,429.30		1,998.17	3,707.67	3,634.46	1,516,191.38
Of. No. 103.5/12/4457										987,275.57		11,702.68	5,075.70	43,297.60		16,345.00			1,063,696.55
Of. No. 103.5/12/4458					9,479.15	11,343.00													20,822.15
Of. No. 103.5/12/4558					68,249.88	60,903.21	75,617.61	49,439.41											254,210.11
Of. No. 103.5/13/4178						24,484.60													24,484.60
Of. No. 103.5/13/6244					27,542.00	341,042.63	174,805.61	101,167.84											644,558.08
Of. No. 103.5/13/6607									2,649.47	144,678.50	407,746.90		102,000.00				1,612.50		658,687.37
Of. No. 103.5/13/6651									3,296.84	775,339.97			46,137.22	27,640.00		18,370.00	10,247.44		881,031.47





**UNIVERSIDAD AUTÓNOMA DE AGUASCALIENTES**  
**PROGRAMA DE MEJORA AL PROFESORADO**  
**Informe Financiero Acumulado No. 43**  
**18 de Julio de 2016.**

Rubros	Beca de fomento a la permanencia	Reconocimiento a la calidad en el trabajo	Apoyo mensual complementario	Reconocimiento a la trayectoria académica	Fomento a la generación y aplicación del conocimiento	Servicios	Materiales	Bienes muebles	Acervo bibliográfico	Manutención	Cuota compensatoria	Inscripción	Colegiatura	Seguro médico	Instalación	Transporte y viáticos	Material didáctico	Graduación o titulación	TOTAL	
Anexos																				
Of. No. 103.5/13/6971								275,720.86	9,527.74											285,248.60
Of. No. 103.5/13/6889					9,679.40	50,004.23		24,842.17												84,525.80
Of. No. 103.5/13/7079	397,270.81				34,002.83		33,898.63	273,465.51	10,757.49											749,395.27
Of. No. 103.5/13/7234					72,000.00	110,020.70	9,781.46	71,537.55				7,526.35								270,866.06
Of. No. 103.5/14/7104								228,143.23												228,143.23
Of. No. 103.5/14/7421	198,000.00				47,075.25	85,342.47	11,926.20	301,554.94	1,824.00											645,722.86
Of. No. 103.5/14/7422	158,046.75				16,364.00	13,380.00	8,364.81	144,294.70												340,450.26
Of. No. 103.5/14/9009								39,900.00												39,900.00
Of. No. 103.5/14/10421	228,000.00				20,467.40			54,990.59												303,467.99
Of. No. 103.5/14/11294					29,675.00	67,261.38	213,197.04													310,133.42
Of. No. 103.5/15/350						11,219.00														11,219.00
Of. No. 103.5/15/3006					81,304.40	800.02	1,385.99	14,622.55												98,112.96
Of. No. 103.5/15/3096	187,000.00				10,233.75	44,242.36	736.00	14,931.08												257,143.19
Of. No. 103.5/15/4288						6,453.00														6,453.00
Of. No. 103.5/15/6946	464,661.25				12,000.00	23,913.24	1,628.00	31,079.31	7,672.71											540,954.51
Of. No. 103.5/15/6954	556,396.75				63,179.00	67,993.49	11,016.73	116,663.16	909.47											816,168.60
Of. No. 103.5/15/7648						2,443.00				222,840.45			31,846.40							257,129.85
Of. No. 103.5/15/9188								82,842.12	16,825.07											99,667.19
Of. No. 103.5/15/10469	116,000.00				12,793.50															128,793.50
Of. No. 103.5/15/11024								7,261.66												7,261.66
Of. No. 103.5/15/12142								9,812.60												9,812.60
Of. No. 103.5/15/12143								24,220.00												24,220.00
<b>TOTAL POR RUBRO</b>	<b>18,922,474.68</b>	<b>202,000.00</b>	<b>259,211.75</b>	<b>465,346.10</b>	<b>2,599,111.24</b>	<b>9,830,291.66</b>	<b>5,373,606.01</b>	<b>21,336,988.32</b>	<b>1,319,122.92</b>	<b>22,039,619.64</b>	<b>7,025,678.51</b>	<b>1,055,359.59</b>	<b>8,597,102.40</b>	<b>575,477.01</b>	<b>96,200.79</b>	<b>3,023,127.06</b>	<b>976,842.14</b>	<b>283,961.55</b>	<b>103,981,521.38</b>	

  
**DRA. GUADALUPE RUIZ CUÉLLAR**  
**RESPONSABLE INSTITUCIONAL DEL PRODEP**

  
**M. EN ADMON. MARIO ANDRADE CERVANTES**  
**RECTOR**